







IPv4 Internet Map







www.caia.swin.edu.au/mapping

March 2014

673 million used IPv4 addresses observed from multiple sources between Mar 2013 and Mar 2014

-  Private, experimental, multicast, reserved
-  Not allocated
-  Not routed
-  80--100%
-  Used IPv4s in /24 subnet
-  >0--20%

All /8 prefixes are ordered based on a Hilbert curve and numbers are coloured based on the registrar

| | | | | | |
|---|---|--|--|--|---|
|  AfrinIC |  APNIC |  ARIN |  LACNIC |  RIPE |  Several |
| Hilbert curve | | | | | |
| 0 | 1 | 14 | 15 | ↕ | |
| 3 | 2 | 13 | 12 | ↔ | |
| 4 | 7 | 8 | 11 | ↔ | |
| 5 | 6 | 9 | 10 | ↕ | |

